

ELEMENTi[®]

BARE
CONCRETE
BASINS



BARE

CONCRETE



COLOURED CONCRETE FOR EVERY BATHROOM STYLE

Elementi BARE concrete basins combine warm pastel colours with the natural industrial elements of concrete to create a focal point in any bathroom. Each piece is handcrafted and distinctively designed to embrace the natural properties of concrete. Custom colours are available upon request with a four week manufacturing time.

Subtle variations in colour, shade and texture are to be expected. These should be viewed as unique characteristics that add a natural touch to your concrete product. Discolouration and natural pitting can occur over time.



CONCRETE FEATURES



MANUFACTURED IN NEW ZEALAND

Elementi concrete basins and furniture are manufactured in New Zealand, using high quality materials combined with superior craftsmanship to produce innovative and beautiful bathroom furniture of the highest standard that will last for years to come.



HAND CRAFTED

Each concrete piece is hand crafted locally with a mixture of many different raw ingredients. Subtle variations in colour, shade and texture are to be expected. These should be viewed as unique characteristics that add a natural touch to your concrete product. Discolouration and natural pitting can occur over time.



UNIQUE CONCRETE

Engineered Cementitious Composites (ECC) is a unique type of concrete which is known for its tensile strain-hardening behaviour and tensile ductility contrasting, making it a significant improvement from ordinary concrete and glass fibre reinforced concrete (GFRC).



CONCRETE VESSEL BASINS

BARE 470 HAND PRESSED CONCRETE SQUARE VESSEL BASIN

470(L) X 340(W) X 110(H)
NTH / NO OVERFLOW

BHP470__



ADVANCED RAW TECHNOLOGY

Handcrafted here in New Zealand, each concrete basin is a unique work of art. The handpressed finish concrete basin range is exceptionally unique in appearance with its raw and natural "perfectly imperfect" finish.

The handpressed finish is created exactly as the title suggests, handmade concrete moulded together to create emphasised veins and texture through the concrete.



BARE 470 FLUTED CONCRETE SQUARE VESSEL BASIN

470(L) X 340(W) X 110(H)
NTH / NO OVERFLOW

BF470__



FLUTED CONCRETE

Create a real focal point in your bathroom by combining trending fluted design with the natural elements of concrete. Providing an emphasis on touch and texture, Fluted Bare Concrete basins take personalisation of your bathing space to new heights.



BARE 470 CONCRETE SQUARE VESSEL BASIN

470(L) X 340(W) X 110(H)
NTH / NO OVERFLOW

B470__



OPTIONAL EXTRA













WALL BRACKETS FOR BARE CONCRETE BASIN (PAIR)

300(L) X 40(W) X 125(H)
CODE: **BVAN75BRKT**

Wall brackets allow the basin to be wall hung. It is recommended that the bracket be fixed to the basin with an adhesive sealant.

CONCRETE FINISHES

Select finish code below e.g. Bare Fluted Concrete Square Vessel Basin with Dark Green finish: BF470**DG**

					
WH White	GR Grey	GS Grey Steel	GP Graphite	BK Black	PA Papaya
					
BL Blue	OR Orange	PK Pink	LG Light Green	DG Green	NM Nutmeg



Bare 470 Concrete Square Vessel Basin
Finish: Grey



CONCRETE VESSEL BASINS

BARE 440 CONCRETE VERTICAL PATTERN VESSEL BASIN

440(L) X 440(W) X 145(H)
NTH / NO OVERFLOW

B440__



BARE 400 CONCRETE HONEYCOMB PATTERN VESSEL BASIN

400(L) X 400(W) X 145(H)
NTH / NO OVERFLOW

B410__



BARE 400 CONCRETE BOWL VESSEL BASIN

400(L) X 400(W) X 130(H)
NTH / NO OVERFLOW

B400__



BARE 490 CONCRETE PREGO VESSEL BASIN

490(L) X 355(W) X 130(H)
NTH / NO OVERFLOW

B490__



BARE 300 CONCRETE ROUND VESSEL BASIN

Ø300 X 110(H)
NTH / NO OVERFLOW

B300__



BARE 380 CONCRETE ROUND VESSEL BASIN

Ø380 X 110(H)
NTH / NO OVERFLOW

B380__



BARE 540 CONCRETE OVAL VESSEL BASIN

540(L) X 360(W) X 125(H)
NTH / NO OVERFLOW

B540__



BARE 800 CONCRETE OVAL VESSEL BASIN

800(L) X 425(W) X 144(H)
NTH / NO OVERFLOW

B800__



BARE 570 CONCRETE CURVA VESSEL BASIN

570(L) X 345(W) X 150(H)
NTH / NO OVERFLOW

B570__



BARE CONCRETE WAX

MATTE
CODE: BWAXM













BARE CONCRETE SAMPLE BOX

145(L) X 145(W) X 145(H)
CODE: BSA10



CONCRETE FINISHES

Select finish code below e.g. Bare 800 Concrete Oval Vessel Basin with Pink finish: B800PK

					
WH White	GR Grey	GS Grey Steel	GP Graphite	BK Black	PA Papaya
					
BL Blue	OR Orange	PK Pink	LG Light Green	DG Green	NM Nutmeg



Bare 440 Concrete Vertical Pattern Vessel Basin
Finish: Pink



Bare 380 Concrete Round Vessel Basin
Finish: Graphite

*All guarantees are subject to terms and conditions and available at:
robertson.co.nz/warranties



CONCRETE WALL BASINS

BARE SIXTY CONCRETE BASIN

600(L) X 240(W) X 115(H) / 1TH / REVERSIBLE

85490__



OPTIONAL EXTRA

WALL BRACKETS FOR BARE SIXTY CONCRETE BASIN (PAIR)

225(L) X 40(W) X 105(H)

CODE: BSIXBRKT



Wall brackets allow the basin to be wall hung. It is recommended that the bracket be fixed to the basin with an adhesive sealant.

BARE 600 CONCRETE WALL BASIN LEFT

600(L) X 240(W) X 220(H)

1TH / NO OVERFLOW

INCLUDES WALL BRACKETS

85493__



BARE 600 CONCRETE WALL BASIN RIGHT

600(L) X 240(W) X 220(H)

1TH / NO OVERFLOW

INCLUDES WALL BRACKETS

85494__



BARE 600 FLUTED CONCRETE WALL BASIN LEFT

600(L) X 240(W) X 220(H)

1TH / NO OVERFLOW

INCLUDES WALL BRACKETS

85495__



BARE 600 FLUTED CONCRETE WALL BASIN RIGHT

600(L) X 240(W) X 220(H)

1TH / NO OVERFLOW

INCLUDES WALL BRACKETS

85496__



BARE 750 FLUTED CONCRETE WALL BASIN

755(L) X 460(W) X 220(H)

1TH / NO OVERFLOW

INCLUDES WALL BRACKETS

85442__



BARE 750 FLUTED CONCRETE WALL BASIN

755(L) X 460(W) X 220(H)

NTH / NO OVERFLOW

INCLUDES WALL BRACKETS

85443__



BARE 900 FLUTED CONCRETE WALL BASIN

905(L) X 460(W) X 220(H)

1TH / NO OVERFLOW

INCLUDES WALL BRACKETS

85444__



BARE 900 FLUTED CONCRETE WALL BASIN

905(L) X 460(W) X 220(H)

NTH / NO OVERFLOW













INCLUDES WALL BRACKETS

85445__



CONCRETE FINISHES

Select finish code below e.g. Bare 600 Fluted Concrete Wall Basin Left with Light Green finish: 85495**LG**

					
WH White	GR Grey	GS Grey Steel	GP Graphite	BK Black	PA Papaya
					
BL Blue	OR Orange	PK Pink	LG Light Green	DG Green	NM Nutmeg

Bare 600 Concrete Wall Basin
Finish: Blue
Uno Etch Basin Mixer
Finish: Black



Bare 900 Fluted Concrete Wall Basin
Finish: Black
Uno Basin Mixer
Finish: Brushed Brass





Bare 540 Concrete Oval Vessel Basin
Finish: White
Bare 900 Concrete Flat Top
Finish: Grey Steel
Wall Brackets for Bare Concrete Basin/Flat Top

Landmark Pure 3TH Wall Mounted Basin Mixer
Finish: Urban Brass
Refer to robertsondesignideas.co.nz


Bare 900 Concrete Wall Basin
Finish: Pink

Medameda Wall Mounted Basin Mixer
Finish: Black
Refer to robertsondesignideas.co.nz



CONCRETE WALL/VANITY BASINS


BARE CONCRETE WALL/VANITY BASIN



750 NTH
750(L) X 460(W) X 140(H) / NTH
85473__



900 NTH
900(L) X 460(W) X 140(H) / NTH
85475__



1200 SINGLE NTH
1200(L) X 460(W) X 140(H) / NTH
85477__



750 1TH
750(L) X 460(W) X 140(H) / 1TH
85472__



900 1TH
900(L) X 460(W) X 140(H) / 1TH
85474__



1200 SINGLE 1TH
1200(L) X 460(W) X 140(H) / 1TH
85476__















OPTIONAL EXTRA
WALL BRACKETS FOR BARE CONCRETE BASIN/FLAT TOP (PAIR)
400(L) X 40(W) X 200(H)
CODE: **BVANBRKT**

Wall brackets allow the basin/flat top to be wall hung without cabinetry. It is recommended that the bracket be fixed to the basin with an adhesive sealant. Bracket must be fixed securely to a stud on either side of basin.

CONCRETE FINISHES

Select finish code below e.g. Bare 1200 Single 1TH Wall Basin with Pink finish: 85476**PK**

					
WH White	GR Grey	GS Grey Steel	GP Graphite	BK Black	PA Papaya
					
BL Blue	OR Orange	PK Pink	LG Light Green	DG Green	NM Nutmeg


CONCRETE WALL/VANITY FLAT TOPS

BARE CONCRETE WALL/VANITY FLAT TOP

600 NTH

600(L) X 460(W) X 20(H) / NTH

85480__



750 NTH

750(L) X 460(W) X 20(H) / NTH

85482__



900 NTH

900(L) X 460(W) X 20(H) / NTH


85484__



1200 NTH

1200(L) X 460(W) X 20(H) / NTH

85486__



Bare 540 Concrete Oval Vessel Basin
Finish: White

Bare 900 Concrete Flat Top
Finish: Grey Steel

Wall Brackets for Bare Concrete Basin/Flat Top

Landmark Pure 3TH Wall Mounted Basin Mixer
Finish: Urban Brass

Refer to robertsondesignideas.co.nz



OPTIONAL EXTRA

WALL BRACKETS FOR BARE CONCRETE BASIN/FLAT TOP (PAIR)

400(L) X 40(W) X 200(H)

CODE: **BVANBRKT**

Wall brackets allow the basin/flat top to be wall hung without cabinetry. It is recommended that the bracket be fixed to the basin with an adhesive sealant. Bracket must be fixed securely to a stud on either side of basin.

DRILLABLE ON SITE



No need for waste and tap holes to be pre-drilled. Allowing you maximum flexibility and customisation when installing.

*All guarantees are subject to terms and conditions and available at: robertson.co.nz/warranties



robertson®

BATHWARE

— SINCE 1987 —

25 Vestey Drive
Mt Wellington, Auckland 1060

PO Box 14695, Panmure
Auckland 1741, New Zealand

Ph: +64 9 573 0490
Fax: +64 9 573 0495
Email: sales@robertson.co.nz

robertson.co.nz



You can view and purchase our products nationwide from our supporting bathroom suppliers. To find your nearest location visit robertson.co.nz and click on the 'where to buy' link at the top of the page. Alternatively you can view products at our Robertson Bathware Showrooms at the locations below.

SHOWROOMS

A

AUCKLAND

ROBERTSON

25 Vestey Drive, Mt Wellington
Ph: (09) 573 0490

Open Monday to Friday 8am - 5pm
Saturday 9am - 2pm
Closed Sunday and public holidays

KITCHEN THINGS | LUXURY COLLECTION

26 Morrow Street, Newmarket
Ph: (09) 522 8375

Open 7 days 10am - 6pm

C

CHRISTCHURCH

HOME IDEAS

37 Mandeville Street Riccarton
Ph: (03) 348 2863

Open Monday to Friday 9am - 4pm
Saturday 10am - 2pm Sunday 10am - 2pm

robertson design.ideas™

ROBERTSON DESIGN IDEAS

Email: designideas@robertson.co.nz

ROBERTSONDESIGNIDEAS.CO.NZ



robertson® trade

ROBERTSON TRADE PARTS & SERVICE CENTRE

42 Vestey Drive
Mt Wellington, Auckland 1060
Email: trade@robertson.co.nz

ROBERTSONTRADE.CO.NZ



ROBERTSON OUTLET STORE

42 Vestey Drive
Mt Wellington, Auckland 1060
Email: outlet@robertson.co.nz

www.trademe.co.nz/stores/robertson-bathware-outlet-store